



INSTRUCTIONS ART. 566

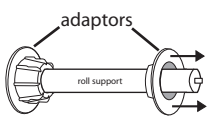
INDUSTRIAL PAPER ROLL SUPPORT



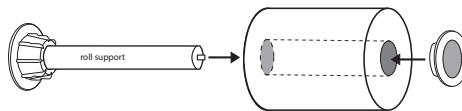
1. Insert the wheels in the holes.




2. Fix the bars in the spaces




3a. Extract one adaptor



3b. Insert the roll-support into the paper roll



3c. fix the paper roll with the adaptors



2. Place the assembled roll on the dispenser